

LOGICO

SolidCharm

Il fascino del rigore. La regola che accoglie l'eccezione.
Ogni elemento è esattamente dove deve essere.
Non ci sono allusioni, non ci sono divagazioni. È pura struttura. Bella, confortante.
È nel desiderio della fuga che confermiamo lo statuario,
il gesto severo, composto.
In pieno ascolto di ogni ouverture.

The charm of rigour. The rule that welcomes the exception.
Each element is exactly where it should be.
There are no allusions, no digressions. It is pure structure. Beautiful, comforting.
It is in the desire for escape that we confirm the stark,
the severe, composed gesture.
In full listening to each overture.





Floor / Logico Sand 120120
Wall / Sunwood Walnut 30180 (SUNWOOD Collection)



Cosmo Grey 120120
Logico Pearl 120120





Floor / Logico Cement 120120
Wall / Logico Cement 120120
Logico Light 120120



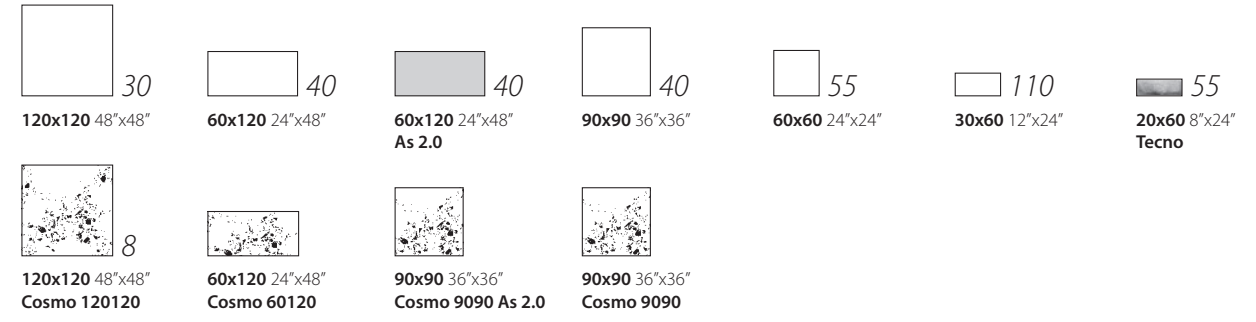
Floor / Logico Cement 120120
Wall / Logico Light 120120

Porcelain Rectified	Gres porcellanato Rettificato				Feinsteinzeug Kalibriert				Grès cérame Rectifié				Керамогранит Ректифицированная			
Nat	RET	V2		5	R10	A+B	ASTM	DCOF	PTV ≥ 36	***		9 mm	EN 14411 APPENDICE G Bla GL			
As	RET	V2		5	R11	A+B+C	ASTM	DCOF	PTV ≥ 36	***		9 mm	EN 14411 APPENDICE G Bla UGL			
As 2.0	RET	V2		5	R11	A+B+C	ASTM	DCOF	PTV ≥ 36	***		20 mm	EN 14411 APPENDICE G Bla UGL			

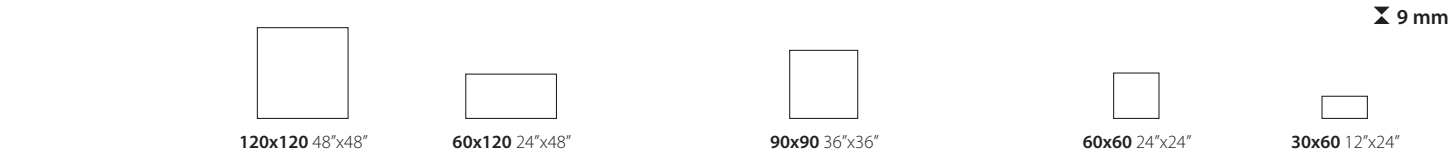
Colours Colori • Farben • Couleurs • Цветов



Number of patterns Numero di grafiche • Grafische Nummer • Nombre d'images • Количество графических оформлений



Sizes Formati • Formate • Format • Форматы



Surface	NAT	NAT	NAT	As	NAT	NAT
Light	Logico Light 120120 CSALLI212	Logico Light 60120 CSALLI6012	Logico Light 9090 CSALLI9090	Logico Light 9090 As CSALLIAS90	Logico Light 6060 CSALLI6060	Logico Light 3060 CSALLI3060
Sand	Logico Sand 120120 CSALSA1212	Logico Sand 60120 CSALSA6012	Logico Sand 9090 CSALSA9090	Logico Sand 9090 As CSALSAAS90	Logico Sand 6060 CSALSA6060	Logico Sand 3060 CSALSA3060
Pearl	Logico Pearl 120120 CSALPE1212	Logico Pearl 60120 CSALPE6012	Logico Pearl 9090 CSALPE9090	Logico Pearl 9090 As CSALPEAS90	Logico Pearl 6060 CSALPE6060	Logico Pearl 3060 CSALPE3060
Cement	Logico Cement 120120 CSALCE1212	Logico Cement 60120 CSALCE6012	Logico Cement 9090 CSALCE9090	Logico Cement 9090 As CSALCEAS90	Logico Cement 6060 CSALCM6060	Logico Cement 3060 CSALCM3060
Grey	Logico Grey 120120 CSALGR1212	Logico Grey 60120 CSALGR6012	Logico Grey 9090 CSALGR9090	Logico Grey 9090 As CSALGRAS90	Logico Grey 6060 CSALGY6060	Logico Grey 3060 CSALGY3060
	Pz / Box	2	2	2	4	7
	Mq / Box	2,88	1,44	1,62	1,44	1,26
	Kg / Box	56,7	28,4	31,9	28,4	24,8
	Kg / Mq	19,7	19,7	19,7	19,7	19,7
	Boxes / Pallet	18	32	28	32	40
	Mq / Pallet	51,84	46,08	45,36	46,08	50,4
	Kg / Pallet	1021	908	894	908	993

Decors&Accessories

AS 2.0	Mosaico	Tecno 2060
Logico Sand 60120 As 2.0 CSALSA212	Mosaico Logico Light CSAMLOLI30	
Logico Pearl 60120 As 2.0 CSALPEA212	Mosaico Logico Sand CSAMLOSA30	Tecno 01 2060 CSALTE2160
Logico Cement 60120 As 2.0 CSALCEA212	Mosaico Logico Pearl CSAMLOPE30	Tecno 02 2060 CSALTE2260
	Mosaico Logico Cement CSAMLOCE30	
	Mosaico Logico Grey CSAMLOGY30	
1	6	14
0,72	0,54	1,68
32,4	10,4	33,1
45	19,3	19,7
24	60	30
17,28	32,4	50,4
778	624	993

Certifications Certificazioni • Zertifizierungen • Certifications • Сертификаты



Anti-Slip Grading	Static coefficient of friction	Dynamic coefficient of friction
R10 **	ASTM test **	DCOF AcuTest® **
R11	ASTM C1028 - 06	ANSI A137.1 - 2012
DIN 51130	Dry μ > 0,6 Wet μ > 0,6	WET ≥ 0,42
DIN 51097	Natural Surface - Antislip	Natural Surface - Antislip
	Pendulum Test	
	Pendulum Friction ***	
	Test - BS 7976	



* Determination of slip resistance of pedestrian surfaces; it does not coversports surfaces and road surfaces for vehicles (skid resistance).
 Determinazione della resistenza allo scivolamento delle superfici pedonabili; non si applica alle pavimentazioni sportive ed alle pavimentazioni stradali veicolabili.
 ** Anti-slip performance is guaranteed at the time of delivery of the product.
 Le prestazioni Anti-slip vengono garantite al momento della consegna del prodotto.
 *** Pendulum Friction Test - AS 4586 / UNE-ENV 12633 on demand / su richiesta.

Porcelain Rectified	Gres porcellanato Rettificato	Feinsteinzeug Kalibriert	Grès cérame Rectifié	Керамогранит Ректифицированная		
Nat	RET V2	5	R10 A+B ASTM DCOF PTV≥ 36 ***	9 mm	EN 14411 APPENDICE G Bla GL	
As	RET V2	5	R11 A+B+C ASTM DCOF PTV≥ 36 ***	9 mm	EN 14411 APPENDICE G Bla UGL	
As 2.0	RET V2	5	R11 A+B+C ASTM DCOF PTV≥ 36 ***	20 mm	EN 14411 APPENDICE G Bla UGL	


Decors&Accessories




120x120 48"x48"
Cosmo 120120



20x60 10"x24"
Tecno 01 2060



20x60 10"x24"
Tecno 02 2060



Mosaico* 30x30 12"x12"

* On net
Montato su rete
Auf Netz
Sur trame
Собрана на сетке



Available in all colours

Special Trims • Pezzi Speciali • Formteile • Pièces spéciales • Специальные Изделия

Sizes Formati • Formate • Format • Форматы

Surface	9 mm				20 mm
	NAT	NAT	NAT	As	As 2.0
Cosmo Light	Cosmo Light 120120 CSACOSLI12	Cosmo Light 60120 CSACOSL612	Cosmo Light 9090 CSACOSLI90	Cosmo Light 9090 As CSACOSLA90	
Cosmo Sand	Cosmo Sand 120120 CSACOSSA12	Cosmo Sand 60120 CSACOSS612	Cosmo Sand 9090 CSACOSSA90	Cosmo Sand 9090 As CSACOSSA90	Cosmo Sand 60120 As 2.0 CSACSSAA212
Cosmo Pearl	Cosmo Pearl 120120 CSACOSPE12	Cosmo Pearl 60120 CSACOSP612	Cosmo Pearl 9090 CSACOSPE90	Cosmo Pearl 9090 As CSACOSPA90	Cosmo Pearl 60120 As 2.0 CSACPEA212
Cosmo Cement	Cosmo Cement 120120 CSACOSCM12	Cosmo Cement 60120 CSACOSC612	Cosmo Cement 9090 CSACOSCE90	Cosmo Cement 9090 As CSACOSCA90	Cosmo Cement 60120 As 2.0 CSACCEA212
Cosmo Grey	Cosmo Grey 120120 CSACOSGY12	Cosmo Grey 60120 CSACOSG612	Cosmo Grey 9090 CSACOSGR90	Cosmo Grey 9090 As CSACOSGA90	
Pz / Box	2	2	2	2	1
Mq / Box	2,88	1,44	1,62	1,62	0,72
Kg / Box	56,7	28,4	31,9	31,9	32,4
Kg / Mq	19,7	19,7	19,7	19,7	45
Boxes / Pallet	18	32	28	28	24
Mq / Pallet	51,84	46,08	45,36	45,36	17,28
Kg / Pallet	1021	908	894	894	778

Surface	9 mm				
	Battiscopa 90 7,3x90 27/8"x36"	Battiscopa 60 7,3x60 27/8"x24"	Gradone 120* 33x120 13"x48"	Ang. Gradone 120 Sx* 33x120 13"x48"	Ang. Gradone 120 Dx* 33x120 13"x48"
Light	Batt 90 Logico Light CSABLLIG90	Batt 60 Logico Light CSABLLIG60	Grad. 120 Logico Light CSAGRLLI12	Ang. Grad. 120 Sx Logico Light CSAGSLLI12	Ang. Grad. 120 Dx Logico Light CSAGDLLI12
Sand	Batt 90 Logico Sand CSABLSAN90	Batt 60 Logico Sand CSABLSAN60	Grad. 120 Logico Sand CSAGRLSA12	Ang. Grad. 120 Sx Logico Sand CSAGLSA12	Ang. Grad. 120 Dx Logico Sand CSAGDLSA12
Pearl	Batt 90 Logico Pearl CSABLPER90	Batt 60 Logico Pearl CSABLPER60	Grad. 120 Logico Pearl CSAGRLPE12	Ang. Grad. 120 Sx Logico Pearl CSAGSPE12	Ang. Grad. 120 Dx Logico Pearl CSAGDLPE12
Cement	Batt 90 Logico Cement CSABLCEM90	Batt 60 Logico Cement CSABLCEM60	Grad. 120 Logico Cement CSAGRLCE12	Ang. Grad. 120 Sx Logico Cement CSAGSCE12	Ang. Grad. 120 Dx Logico Cement CSAGDCE12
Grey	Batt 90 Logico Grey CSABLGRY90	Batt 60 Logico Grey CSABLGRY60	Grad. 120 Logico Grey CSAGRLGR12	Ang. Grad. 120 Sx Logico Grey CSAGSGR12	Ang. Grad. 120 Dx Logico Grey CSAGDLGR12
Cosmo Light			Grad. 120 Cosmo Light CSAGCOLI12	Ang. Grad. 120 Sx Cosmo Light CSAGSCLI12	Ang. Grad. 120 Dx Cosmo Light CSAGDCLI12
Cosmo Sand			Grad. 120 Cosmo Sand CSAGCOSA12	Ang. Grad. 120 Sx Cosmo Sand CSAGSCSA12	Ang. Grad. 120 Dx Cosmo Sand CSAGDCSA12
Cosmo Pearl			Grad. 120 Cosmo Pearl CSAGCOPR12	Ang. Grad. 120 Sx Cosmo Pearl CSAGSCPE12	Ang. Grad. 120 Dx Cosmo Pearl CSAGDCPE12
Cosmo Cement			Grad. 120 Cosmo Cement CSAGCOCE12	Ang. Grad. 120 Sx Cosmo Cement CSAGSCCE12	Ang. Grad. 120 Dx Cosmo Cement CSAGDCE12
Cosmo Grey			Grad. 120 Cosmo Grey CSAGCOGY12	Ang. Grad. 120 Sx Cosmo Grey CSAGSCGY12	Ang. Grad. 120 Dx Cosmo Grey CSAGDCGY12
Pz / Box	8	14	2	1	1